


Intenza 550 Te Treadmill.



Intenza 550 Te— an *intelligent* machine: signal automatically relayed when service is required via On-line Service.<sup>TM</sup>

Three steps to workout.

View and listen to playlists during workouts on quality 15" screen.

TOUCH SCREEN DELIVERS CONNECTIVITY TO SMART PHONES AND PADS.









# Intenza 550 Te Specifications— Treadmill Features.

## Treadmill Features

Meets European Directive 2013 EuP standards	Power Saving System
Smart machine automatically detects when service needed and sends service diagnostic via Wi-Fi.	On-line Service™
Delivers On-line™ service and automatic software upgrade.	Wi-Fi Capability
For customised workout, workout results, personal settings, multimedia and manual software upgrade.	USB Connectivity
Industrial grade 15" TFT touch screen display for longer life time.	Display Type
NTSC, PAL and SECAM	Built-in TV System
Access and play personal music and video from touch screen.	iPhone + iPod Connectivity
3.5mm Stereo	Headphone Jack
Upload messages or commercial advertisements to be displayed during stand-by.	Screen Saver
English, Chinese, Korean, German, Japanese, Spanish	Language
Polar coded wireless telemetry technology— heart rate receiver built in (heart rate transmitter strap required).	Heart Rate Monitoring
Digital contact heart rate technology ensures precision and reliability.	
(1) display unit: KM or Mile (2) buzzer sound: on or off. If USB is detected, users may customise—	Custom Settings
(1) name (2) display unit (3) age (4) weight (5) buzzer sound. Smart machine will automatically prioritise personalised settings and workout routine when USB is detected.	
HR, Incline, Pace, Time, METS, Calories, Distance, Speed, Workout Summary, Workout Profile.	Display Readouts



# Intenza 550 Te Specifications— Performance. Workout Options.

## Performance Features

4 HP industrial grade AC motor	Motor
AC inverter	Controller
0.8-25 Km/H	Speed
0-15%	Incline
56 * 155cm (22 * 61")	Running Surface
2.5mm pre-waxed belt	Belt Deck
Double side pre-waxed reversible deck	Cushioning
Elastomer shock absorber	Max User Weight
181kg / 400lbs	

## Workout Options

	Race
Race program offers a fun challenge by racing against existing champion for 3K, 5K, or 10K races.	Fitness Test
Fitness test determines individual's fitness level based on VO2 max standards.	HR Control
4 heart rate control programs— Constant HRC, Interval HRC, Hill HRC, Cardio HRC.	Custom Program
7 custom user programs can easily be saved to USB for future use.	Preset Program
25 Preset programs: 4 main workout types are— Walking Hill, Speed Interval, High Intensity, 10 Weeks Running.	Target Program
3 Target programs: Time (10-99 mins), Distance (1-99 km), Calories (10-2500 cals).	Quick Start
Quick Start in manual workout. Workout profile and results can be saved to USB.	



# Intenza 550 Te Specifications— Comfort Fit™ Dimensions.







## Comfort Fit™ Features

Spaciously designed for comfort and convenience.	Cockpit
Manual stick shift for speed adjustment conveniently located for easy access during workout.	Ergo Bar Control Centre
Streamlined motor cover design offers unobstructed space for running in comfort.	Motor Cover

## Product Dimensions

L* W 2145* 960mm	Footprint
L* W* H 2145* 960* 1535mm	Product Dimensions
L* W* H 2200* 1050* 700mm (Est.)	Shipping Dimensions
220 kgs (Est.)	Shipping Gross Weight
200 kgs (Est.)	Product Net Weight

# Intenza 550 RBe Recumbent Bike.




Intenza 550 RBe— *high* performance hybrid self-powered generator with finely tuned integrated control system to deliver an unsurpassable riding experience.


Lumbar support aids ventilation and supports body weight during demanding workouts.

MULTI-FUNCTIONAL SCREENSAVER FUNCTION PROVIDES A PLATFORM FOR CUSTOMISED MESSAGES AND ADVERTISING.










*ncrvo*





# Intenza 550 RBe Specifications— Recumbent Bike Features.

## Recumbent Bike Features

Meets European Directive 2013 EuP standards	Power Saving System
During workout, bike will utilise power generated from workout effort as opposed to power supply.	ECO Power Saving
Smart machine automatically detects when service is needed and sends service diagnostic via Wi-Fi.	On-line Service™
Supports online service and automatic software upgrade.	Wi-Fi Capability
Delivers customised workout, workout results, personal settings, multimedia and manual software upgrade.	USB Connectivity
Bike mode allows users to workout at a fixed resistance level regardless of pedal speed. Power mode allows users to workout at a fixed workload measured in watts. Download workout results easily to USB for work rate analysis and performance training purposes.	OptiTrain™
Industrial grade 15" TFT touch screen display for longer life time.	Display Type
NTSC, PAL and SECAM	Built-in TV System
Access and play personal playlists and video from touch screen.	iPhone + iPod Connectivity
3.5mm Stereo	Headphone Jack
Upload messages or commercial advertisements to be displayed during stand-by.	Screen Saver
English, Chinese, Korean, German, Japanese, Spanish	Language
Polar coded wireless telemetry technology— heart rate receiver built in (heart rate transmitter strap required).	Heart Rate Monitoring
Digital contact heart rate technology ensures precision and reliability.	
(1) display unit: KM or Mile (2) buzzer sound: on or off. When USB is detected, users may customise—	Custom Settings
(1) name (2) display unit (3) age (4) weight (5) buzzer sound. Smart machine will automatically prioritise personalised settings and workout routine when USB is detected.	
HR, Resistance Level, Time, RPM, Calories, Watts, Distance, Speed, Workout Summary, Workout Profile.	Display Readouts

# Intenza 550 RBe Specifications— Performance. Workout Options.

## Performance Features

Self powered hybrid generator delivers consistent performance for a smooth and quiet workout.  
Belt drive system for smoother, quieter performance. Minimise maintenance. Service made quick and easy.  
High performance bottom bracket assembly with precision sealed ball bearing for exceptional performance.  
40 resistance levels meets new European EN957-5 standards.  
7 Watts (level 1 at 20 RPM)  
640 Watts (level 40 at 150 RPM)

3-Phase Generator  
**Belt Drive**  
Bottom Bracket  
Resistance Levels  
Minimum Watts  
Maximum Watts

## Workout Options






Race program offers a fun challenge by racing against existing champion for 1K, 2K, or 4K races.  
Fitness test determines individual's fitness level based on VO2 max standards.  
4 heart rate control programs in constant power mode— Constant HRC, Interval HRC, Hill HRC, Cardio HRC.  
7 custom user programs can easily be saved to USB for future use.  
6 Preset programs: Hill, Interval, Weight Loss, Cross Train, Step by Step and Strength.  
3 Target programs: Time (10-99 mins), Distance (1-99 km), Calories (10-2500 kcal).  
Quick Start is manual workout.

**Race**  
Fitness Test  
HR Control  
Custom Program  
Preset Program  
Target Program  
Quick Start

# Intenza 550 RBe Specifications— Comfort Fit.™ Dimensions.

Comfort Fit™ Features	
Robust frame structure designed to ensure stability and durability. Low cross over design allows for ease of getting on and off the bike. Aluminum components create visual appeal and durability against corrosion.	Frame
Handlebar integrated with contact HR and resistance adjustment buttons for ease of use during workout.	Multi-function Handlebar
Ergonomic seat back with lumbar support and saddle designed for maximum comfort and support during the most rigorous workout.	Seat Back and Saddle
1/2" incremental seat positions accommodate users from 4'9" (147cm) to 6'5" (193cm).	Seat Adjustment
Ergonomic oversized pedals with grip and integrated straps for quick adjustments and pedalling comfort.	Pedals
Conveniently placed accessories holder for portable music players and mobile phones.	Accessories Holder
Dual bottle holder supports 1 litre water bottles.	Water Bottle Holder
181 Kgs (400 lbs)	Maximum User Weight
147-193 cm (4'9" to 6'5")	User Height Range
Product Dimensions	
L* W 1600* 710mm	Footprint
L* W* H 1596* 702* 1238mm	Product Dimensions
L* W* H 1690* 375* 1010mm	Shipping Dimensions
112 kgs / 246 lbs	Shipping Gross Weight
103 kgs / 227 lbs	Product Net Weight

Intenza *550* UBe Upright Bike.

















# Intenza 550 UBe Specifications— Upright Bike Features.

## Upright Bike Features

Meets European Directive 2013 EuP standards	Power Saving System
During workout, bike will utilise power generated from workout effort as opposed to power supply.	ECO Power Saving
Smart machine automatically detects when service is needed and sends service diagnostic via Wi-Fi.	On-line Service™
For On-line Service™ and automatic software upgrade.	Wi-Fi Capability
Delivers customised workout, workout results, personal settings, multimedia and manual software upgrade.	USB Connectivity
Bike mode allows users to workout at a fixed resistance level regardless of pedal speed.	<b>OptiTrain™</b>
Download workout results easily to USB for work rate analysis and workout at a fixed workload measured in watts.	
performance training purposes.	Display Type
Industrial grade 15" TFT touch screen display for longer life time.	Built-in TV System
NTSC, PAL and SECAM	<b>iPhone + iPod</b> Connectivity
Access and play personal playlists and video from touch screen.	Headphone Jack
3.5mm Stereo	Screen Saver
Upload messages or commercial advertisements to be displayed during stand-by.	Language
English, Chinese, Korean, German, Japanese, Spanish	Heart Rate Monitoring
Polar coded wireless telemetry technology— heart rate receiver built in (heart rate transmitter strap required).	
Contact heart rate sensors positioned for both upright training position and racing position.	Custom Settings
(1) display unit: KM or Mile (2) buzzer sound: on or off.	
(1) name (2) display unit (3) age (4) weight (5) buzzer sound.	
personalised settings and workout routine when USB is detected.	Display Readouts
HR, Resistance Level, Time, RPM, Calories, Watts, Distance, Speed, Workout Summary, Workout Profile.	

# Intenza 550 UBe Specifications— Performance. Workout Options.

## Performance Features

Self powered hybrid generator delivers consistent performance for a smooth and quiet workout.  
Belt drive system for smoother, quieter performance. Minimise maintenance. Service made easy and quick.  
High performance bottom bracket assembly with precision sealed ball bearing for exceptional performance.  
40 resistance levels meets new European EN957-5 standards.  
7 Watts (level 1 at 20 RPM)  
640 Watts (level 40 at 150 RPM)

3-Phase Generator  
**Belt Drive**  
Bottom Bracket  
Resistance Levels  
Minimum Watts  
Maximum Watts


## Workout Options

Race program offers a fun challenge by racing against existing champion for 1K, 2K, or 4K races.  
Fitness test determines individual's fitness level based on VO2 max standards.  
4 heart rate control programs in constant power mode— Constant HRC, Interval HRC, Hill HRC, Cardio HRC.  
7 custom user programs can easily be saved to USB for future use.  
6 Preset programs: Hill, Interval, Weight Loss, Cross Train, Step by Step, Strength  
3 Target programs: Time (10-99 Min), Distance (1-99 km), Calories (10-2500 Cal)  
Quick Start is manual workout.




Race  
Fitness Test  
HR Control  
Custom Program  
Preset Program  
Target Program  
Quick Start

# Intenza 550 UBe Specifications— Comfort Fit™ Dimensions.

Comfort Fit™ Features	
Robust frame structure designed to ensure stability and durability. Low cross over design allows for ease of getting on and off the bike. Aluminum components create visual appeal and durability against corrosion.	Frame
Ergonomically designed handlebar with integrated elbow support for maximum comfort in racing position. Handlebar integrated with contact HR and resistance adjustment buttons for ease of use during workout.	Multi-function Handlebar
Ergonomic saddle designed for maximum comfort and support even during the most rigorous workout. Seat adjustment precisely angled and 1/2" incremental seat position allows user from 147cm -193cm to adjust seat height for correct knee over pedal spindle position to endure correct lower body biomechanics to reduce pressure on knees and enhance rider comfort.	Saddle Seat Height Adjustment
Ratchet design for quick and easy seat height adjustment.	
Ergonomic oversized pedals with grip and integrated straps for quick adjustments and pedalling comfort.	Pedals
Conveniently placed accessories holder for portable music players and mobile phones.	Accessories Holder
Dual bottle holder supports 1 litre water bottles.	Water Bottle Holder
181 Kgs (400 lbs)	Maximum User Weight
147-193 cm (4'9" to 6'5")	User Height Range
Product Dimensions	
L* W 1230* 665mm	Foot Print
L* W* H 1222* 665* 1462mm	Product Dimensions
L* W* H 1480* 240* 1040mm	Shipping Dimensions
79.5 kgs / 175 lbs	Shipping Gross Weight
70kgs / 154 lbs	Product Net Weight



Intenza *550* Ti Treadmill.

















# Intenza 550 Ti Specifications— Treadmill Features.

## Treadmill Features

Meets European Directive 2013 EuP standards	Power Saving System
Smart machine automatically alerts when service needed. Service diagnostic information to download to USB.	On-line Service™
For customised workout, workout results, personal settings, multimedia, On-line Service™, manual software upgrade.	USB Connectivity
Complete access and control of user interface features and settings with convenient Uni-Jog™ switch.	Uni-Jog Control™
Smart Workrate™ system provides visual colour feedback to help optimise workout efforts for maximum results based on heart rate level, enhance users to stay in their target heart rate zones.	Smart Workrate™
Polar coded wireless telemetry technology— heart rate receiver built in (heart rate transmitter strap required).	Heart Rate Monitoring
Digital contact heart rate technology ensures precision and reliability. If USB is detected, users may customise—	Custom Settings
(1) display unit: KM or Mile (2) buzzer sound: on or off. Smart machine will automatically prioritise	
(1) name (2) display unit (3) age (4) weight (5) buzzer sound.	
personalised settings and workout routine when USB is detected.	Display Type
Large LED Dot matrix and 18 character LED message centre easily provide all information needed.	Display Readouts
HR, Incline, Pace, Time, METS, Calories, Distance, Speed, Workout Summary, Workout profile.	

# Intenza 550 Ti Specifications— Performance. Workout Options.

## Performance Features

4 HP industrial grade AC motor	Motor
AC inverter	Controller
0.8-20 Km/H	Speed
0-15%	Incline
56* 155 cm (22* 61")	Running Surface
2.5mm pre-waxed belt	Belt
Double side pre-waxed reversible deck	Deck
Elastomer shock absorber	Cushioning
181kg / 400lbs	Max User Weight

## Workout Options

Race program offers a fun challenge by racing against existing champion for 3K, 5K, or 10K races.	Race
Fitness test determines individual's fitness level based on VO2 max standards.	Fitness Test
4 heart rate control programs— Constant HRC, Interval HRC, Hill HRC, Cardio HRC.	HR Control
7 custom user programs can easily be saved to USB for future use.	Custom Program
25 Preset programs: 4 main workout types are— Walking Hill, Speed Interval, High Intensity, 10 Weeks Running.	Preset Program
3 Target programs: Time (10-99 min), Distance (1-99 km), Calories (10-2500 kcal).	Target Program
Quick Start in manual workout.	Quick Start

# Intenza 550 Ti Specifications— Comfort Fit.™ Dimensions.

## Comfort Fit™ Features

- Spaciously designed for comfort and convenience.
- Manual stick shift for speed adjustment conveniently located for easy access during workout.
- Streamlined motor cover design offers unobstructed space for running in comfort.

- Cockpit
- Ergo Bar Control Centre
- Motor Cover

## Product Dimensions

- L\* W 2145\* 960mm
- L\* W\* H 2145\* 960\* 1535mm
- L\* W\* H 2200\* 1050\* 700mm (Est.)
- 220 kgs (Est.)
- 200 kgs

- Foot Print
- Product Dimensions
- Shipping Dimensions
- Shipping Gross Weight
- Product Net Weight



# Intenza 550 RBi Recumbent Bike.



Intenza 550 RBi— Press Jog switch to wake up console:  
no need to pedal with Smart Energy System.<sup>TM</sup>


User-*friendly* Uni-Jog Control<sup>TM</sup> replaces confusing buttons. Simply turn and press.











# Intenza 550 RBi Specifications— Recumbent Bike Features.

## Recumbent Bike Features

Meets European Directive 2013 EuP standards	Power Saving System
Cordless. Activate and operate console without pedaling.	Smart Energy System™
Smart machine automatically alerts when service needed. Service diagnostic information downloadable to USB.	On-line Service™
For customised workout, workout results, personal settings, multimedia, On-line Service™, manual software upgrade.	USB Connectivity
Bike mode allows you to workout at a fixed resistance level regardless of pedal speed. Power mode allows users to workout at a fixed workload measured in Watts so pedal speed adjusts resistance.	OptiTrain™
Download workout results easily to USB for work rate analysis and performance training purposes.	Uni-jog Control™
Complete access and control of user interface features and settings with the convenience of a Uni-Jog™ switch.	Smart Workrate™
Smart Workrate™ system provides visual colour feedback to help users optimise their workout efforts for maximum result based on heart rate level so users can workout effectively at their target heart rate zones.	Heart Rate Monitoring
Polar coded wireless telemetry technology— heart rate receiver built in (Heart rate transmitter strap required).	Custom Settings
Digital contact heart rate sensor provides precision and reliability— when USB is detected users may download workout results to PC.	Display Type
(1) display unit: KM or Mile (2) buzzer sound: on or off. Smart machine will automatically prioritise personal settings and workout routine when USB is detected.	Display Readouts
(1) name (2) display unit (3) age (4) weight (5) buzzer sound.	
Large LED dot matrix and 18 characters LED message centre easily provides all information needed.	
HR, Resistance Level, Time, RPM, Calories, Watts, Distance, Speed, Workout Summary, Workout Profile.	

# Intenza 550 RBi Specifications— Performance. Workout Options.

## Performance Features

Self powered hybrid generator delivers consistent performance for a smooth and quiet workout.  
Belt drive system for smoother, quieter performance. Minimised maintenance. Service made quick and easy.  
High performance bottom bracket assembly with precision sealed ball bearing for exceptional performance.  
40 resistance levels meets new European EN957-5 standards  
7 Watts (level 1 at 20 RPM)  
640 Watts (level 40 at 150 RPM)

3-Phase Generator  
**Belt Drive**  
Bottom Bracket  
Resistance Levels  
Minimum Watts  
Maximum Watts

## Workout Options

Race program offers a fun challenge by racing against existing champion for 1K, 2K, or 4K races.  
Fitness test determines individual's fitness level based on VO2 max standards.  
4 heart rate control programs in constant power mode— Constant HRC, Interval HRC, Hill HRC, Cardio HRC.  
7 custom user programs can easily be saved to USB for future use.  
6 Preset programs: Hill, Interval, Weight Loss, Cross Train, Step by Step, Strength  
3 Target programs: Time (10-99 mins), Distance (1-99 km), Calories (10-2500 cals)  
Quick Start is manual workout.

**Race**  
Fitness Test  
HR Control  
Custom Program  
Preset Program  
Target Program  
Quick Start



# Intenza 550 RBi Specifications— Comfort Fit.™ Dimensions.

## Comfort Fit™ Features

- Robust frame structure designed to ensure stability and durability. Low cross over design allows for ease of getting on and off the bike. Aluminum components create visual appeal and durability against corrosion.
- Handlebar integrated with contact HR and resistance adjustment buttons for ease of use during workout.
- Ergonomic seat back with lumbar support and saddle designed for maximum comfort and support during the most rigorous workout.
- 1/2" incremental seat positions accommodate users from 4'9" (147cm) to 6'5" (193cm).
- Ergonomic oversized pedals with grip and integrated straps for quick adjustments and pedalling comfort.
- Conveniently placed accessories holder for portable music players and mobile phones.
- Dual water bottle holder support 1 litre water bottles.
- 181 Kgs (400 lbs)
- 147-193 cm (4'9" to 6'5")

- Frame
- Multi-function Handlebar
- Seat Back and Saddle
- Seat Adjustment
- Pedals
- Accessories Holder
- Water Bottle Holder
- Maximum User Weight
- User Height Range

## Product Dimensions

- L\* W 1600\* 710mm
- L\* W\* H 1596\* 702\* 1238mm
- L \* W\* H 1690\* 375\*1010mm
- 110 kgs / 242 lbs
- 101 kgs / 222 lbs

- Foot Print
- Product Dimensions
- Shipping Dimensions
- Shipping Gross Weight
- Product Net Weight

Intenza 550 UBi Upright Bike.



Intenza 550 UBi— Smart Workrate™ maximises workout  
benefits to achieve desired results:  
exercise *effectively* by working out at personalised training zones.















# Intenza 550 UBi Specifications— Upright Bike Features.

## Upright Bike Features

Meets European Directive 2013 EuP standards	Power Saving System
Cordless. Activate and operate console without pedaling.	Smart Energy System™
Smart machine automatically alerts when service needed. Service diagnostic information downloadable to USB.	On-line Service™
For customised workout, workout results, personal settings, multimedia, On-line Service™, manual software upgrade.	USB Connectivity
Bike mode allows users to workout at fixed resistance levels regardless of pedal speed. Power mode allows users to workout at a fixed workload measured in Watts so pedal speed adjusts resistance.	OptiTrain™
Download workout results easily to USB for work rate analysis and performance training purposes.	Uni-jog Control™
Complete access and control of user interface features and settings with the convenience of Uni-Jog™ switch.	Smart Workrate™
Smart Workrate™ system provides visual colour feedback to help users optimise workout efforts for maximum results based on heart rate level- users can workout effectively at their target heart rate range.	Digital Heart Rate Monitoring
Polar coded wireless telemetry technology— heart rate receiver built in (Heart rate transmitter strap required).	Custom Settings
contact heart rate sensors positioned for both upright training position and racing position. When USB is detected user may choose (1) display unit: KM or Mile (2) buzzer sound: on or off. Smart machine will automatically prioritise (1) name (2) display unit (3) age (4) weight (5) buzzer sound.	Display Type
personalised settings and workout routine when USB is detected.	Display Readouts
Large LED dot matrix and 18 characters LED message centre easily provides all information needed.	
HR, Resistance Level, Time, RPM, Calories, Watts, Distance, Speed, Workout Summary, Workout Profile.	

# Intenza 550 UBi Specifications— Performance. Workout Options.

## Performance Features

Self powered hybrid generator delivers consistent performance for a smooth and quiet workout.  
Belt drive system for smoother, quieter performance. Minimised maintenance— service made quick and easy.  
High performance bottom bracket assembly with precision sealed ball bearing for exceptional performance.  
40 resistance levels meets new European EN957-5 standards.  
7 Watts (level 1 at 20 RPM)  
640 Watts (level 40 at 150 RPM)

3-Phase Generator  
**Belt Drive**  
Bottom Bracket  
Resistance Levels  
Minimum Watts  
Maximum Watts

## Workout Options

Race program offers a fun challenge by racing against existing champion for 1K, 2K, or 4K races.  
Fitness test determines individual's fitness level based on VO2 max standards.  
4 heart rate control programs in constant power mode— Constant HRC, Interval HRC, Hill HRC, Cardio HRC.  
7 custom user programs can be saved to USB for future use.  
6 Preset programs: Hill, Interval, Weight Loss, Cross Train, Step by Step, Strength  
3 Target programs: Time (10-99 mins), Distance (1-99 km), Calories (10-2500 cals)  
Quick Start is manual workout.

Race  
Fitness Test  
HR Control  
Custom Program  
Preset Program  
Target Program  
Quick Start

# Intenza 550 UBi Specifications— Comfort Fit. Dimensions.

Comfort Fit™ Features	
Robust frame structure designed to ensure strength and durability. Unique low cross over design allows for ease of getting on and off the bike. Aluminum components create visual appeal and durability against corrosion.	Frame
Ergonomically designed handlebar with integrated elbow support for maximum comfort in racing position.	Handlebar
Ergonomic saddle designed for maximum comfort and support even during the most rigorous workout.	Saddle
Seat adjustment precisely angled and 1/2" incremental seat position allows users from 147cm -193cm to adjust seat height for correct knee over pedal spindle position to endure correct lower body biomechanics to reduce pressure on knees and enhance rider comfort.	Seat Height Adjustment
Ratchet design for quick and easy seat height adjustment.	
Ergonomic oversized pedals with grip and integrated straps for quick adjustments and pedalling comfort.	Pedals
Conveniently placed accessories holder for portable music players and mobile phones.	Accessories Holder
Dual water bottle holder supports 1 litre water bottles.	Water Bottle Holder
181 Kgs (400 lbs)	Maximum User Weight
147-193 cm (4'9" to 6'5")	User Height Range
Product Dimensions	
L* W 1230* 665mm	Foot Print
L* W* H 1222* 665* 1462mm	Product Dimensions
L* W* H 1480* 240* 1040mm	Shipping Dimensions
78 kgs / 171 lbs	Shipping Gross Weight
68 kgs / 150 lbs	Product Net Weight



#### НАШИ КОНТАКТЫ:

[well-mir.ru](http://well-mir.ru)

г. Москва, Новорижское шоссе, 5 км от МКАД, ТК Юнимолл (-1 этаж)

e-mail: [info@well-mir.ru](mailto:info@well-mir.ru)

телефон +7 495 98 98 070

г. Санкт-Петербург, Лахтинский проспект, д. 85, к корпус 2, лит. А, Бутик-центр "Аура" 3 этаж

e-mail: [spb-info@well-mir.ru](mailto:spb-info@well-mir.ru)

Телефон +7 812 244 34 38

г. Екатеринбург, ул. Сакко и Ванцетти, дом 61, БЦ "Венский Дом"

e-mail: [e-info@well-mir.ru](mailto:e-info@well-mir.ru)

телефон: +7 343 207 55 75 / +7 343 253 70 33